

Business Plan Master for Windows

(Excel 4.0)

v1.0

Proforma Financial Information

Copyright 1992, David A. Works

Please Read User's Guide!

This is SHAREWARE.

Registration brings benefits!

My Company

Cash Flow Projections

(000s)

| | | YEAR 1 | | |
|------------------------|-----|------------|------------|------------|
| | | <u>Jan</u> | <u>Feb</u> | <u>Mar</u> |
| Sales: | | | | |
| 1st Product or Service | | 100.00 | 100.00 | 100.00 |
| 2nd Product or Service | | 0.00 | 0.00 | 0.00 |
| Total Sales | | 100.00 | 100.00 | 100.00 |
| Cash Receipts: | | | | |
| Month of Shipment | 10% | Err:508 | Err:508 | Err:508 |
| First Month | 60% | 0.00 | Err:508 | Err:508 |
| Second Month | 20% | 0.00 | 0.00 | Err:508 |
| Third Month | 8% | 0.00 | 0.00 | 0.00 |
| Fourth Month | 1% | 0.00 | 0.00 | 0.00 |
| Total Receipts | | Err:508 | Err:508 | Err:508 |
| Cash Disbursements: | | | | |
| Rent | | 0.00 | 0.00 | 0.00 |
| Utilities | | 0.00 | 0.00 | 0.00 |
| Telephone | | 0.00 | 0.00 | 0.00 |
| Salaries | | 0.00 | 0.00 | 0.00 |
| Payroll | | 0.00 | 0.00 | 0.00 |
| Withholding | | 0.00 | 0.00 | 0.00 |
| Inventory | | Err:508 | Err:508 | Err:508 |
| Freight-In | | Err:508 | Err:508 | Err:508 |

| | | | |
|-----------------------------|----------------|----------------|----------------|
| Office Expense | 0.00 | 0.00 | 0.00 |
| Vehicle Expense | 0.00 | 0.00 | 0.00 |
| Office Supplies | 0.00 | 0.00 | 0.00 |
| Postage | 0.00 | 0.00 | 0.00 |
| Advertising | 0.00 | 0.00 | 0.00 |
| Professionals | 0.00 | 0.00 | 0.00 |
| Commissions | Err:508 | Err:508 | Err:508 |
| Insurance | 0.00 | 0.00 | 0.00 |
| Travel & Entertainment | 0.00 | 0.00 | 0.00 |
| Research | 0.00 | 0.00 | 0.00 |
| Miscellaneous | 0.00 | 0.00 | 0.00 |
| State Taxes | | | |
| Federal Taxes | | | |
| Total Disbursements | Err:508 | Err:508 | Err:508 |
| Net Cash From Operations | Err:508 | Err:508 | Err:508 |
| Beginning Cash | Err:508 | Err:508 | Err:508 |
| Cash on Hand | Err:508 | Err:508 | Err:508 |
| Bank Loan Required | Err:508 | Err:508 | Err:508 |
| Loan Repayment | 0.00 | 0.00 | 0.00 |
| Ending Cash | Err:508 | Err:508 | Err:508 |

Variables

| | |
|--------------|---------|
| Cash Reserve | 10.00 |
| Mark_Up | 100.00% |
| Frtpct | 5.00% |
| CommRt | 10.00% |
| Beg Cash | 200 |

Simple Loan Repayment Calculator


| | |
|-----------------|----------|
| Principal | 10000.00 |
| No. of Payments | 24 |
| Interest Rate | 12.00% |

RANGE NAMES & LOCATIONS

| | |
|-----------------|----------------------|
| ASSET_WORKSHEET | =\$AS\$1:\$BA\$19 |
| BALANCE_SHEET | =\$AS\$148:\$BB\$195 |
| BEG_CASH | =\$B\$79 |
| CALCULATOR | =\$A\$85:\$C\$88 |
| CASH_FLOW | =\$A\$12:\$AL\$70 |
| CASH_RESERVE | =\$B\$75 |
| COMMRT | =\$B\$78 |
| D_B | =\$BD\$1:\$BM\$60 |
| FED_TAX | =\$AO\$97 |
| FIRSTMONTH | =\$B\$28 |
| FOURTHMONTH | =\$B\$31 |
| FRTPCT | =\$B\$77 |
| INCOME_STATEMNT | =\$AS\$83:\$BB\$145 |
| INIT_INVESTMNT | =\$CA\$19 |
| INITIAL_PRICE | =\$CA\$20 |
| MARK_UP | =\$B\$76 |
| MONTHSHIP | =\$B\$27 |
| NO_OF_SHARES | =\$CA\$9 |
| OUTSIDE_INVEST | =\$CA\$17 |
| RATIO_ANALYSIS | =\$AS\$198:\$BB\$222 |
| RETURNS | =\$AO\$95 |
| RMA | =\$BP\$1:\$BW\$52 |
| SECONDMONTH | =\$B\$29 |
| STATE_TAX | =\$AO\$96 |
| STATEMENT_VAR | =\$AN\$95:\$AO\$97 |
| STOCK_ANALYS | =\$BY\$1:\$CF\$22 |
| THIRDMONTH | =\$B\$30 |
| VARIABLES | =\$A\$73:\$C\$80 |

| | | | | | | |
|---------|---------|---------|---------|---------|---------|---------|
| 0.00 | 0.00 | 0.00 | 0.00 | 0.00 | 0.00 | 0.00 |
| 0.00 | 0.00 | 0.00 | 0.00 | 0.00 | 0.00 | 0.00 |
| 0.00 | 0.00 | 0.00 | 0.00 | 0.00 | 0.00 | 0.00 |
| 0.00 | 0.00 | 0.00 | 0.00 | 0.00 | 0.00 | 0.00 |
| 0.00 | 0.00 | 0.00 | 0.00 | 0.00 | 0.00 | 0.00 |
| 0.00 | 0.00 | 0.00 | 0.00 | 0.00 | 0.00 | 0.00 |
| Err:508 | Err:508 | Err:508 | Err:508 | Err:508 | Err:508 | Err:508 |
| 0.00 | 0.00 | 0.00 | 0.00 | 0.00 | 0.00 | 0.00 |
| 0.00 | 0.00 | 0.00 | 0.00 | 0.00 | 0.00 | 0.00 |
| 0.00 | 0.00 | 0.00 | 0.00 | 0.00 | 0.00 | 0.00 |
| 0.00 | 0.00 | 0.00 | 0.00 | 0.00 | 0.00 | 0.00 |

| | | | | | | |
|---------|---------|---------|---------|---------|---------|---------|
| Err:508 | Err:508 | Err:508 | Err:508 | Err:508 | Err:508 | Err:508 |
| Err:508 | Err:508 | Err:508 | Err:508 | Err:508 | Err:508 | Err:508 |
| Err:508 | Err:508 | Err:508 | Err:508 | Err:508 | Err:508 | Err:508 |
| Err:508 | Err:508 | Err:508 | Err:508 | Err:508 | Err:508 | Err:508 |
| Err:508 | Err:508 | Err:508 | Err:508 | Err:508 | Err:508 | Err:508 |
| 0.00 | 0.00 | 0.00 | 0.00 | 0.00 | 0.00 | 0.00 |
| Err:508 | Err:508 | Err:508 | Err:508 | Err:508 | Err:508 | Err:508 |




| | | | | | | |
|---------|---------|---------|---------|---------|---------|---------|
| 0.00 | 0.00 | 0.00 | 0.00 | 0.00 | 0.00 | 0.00 |
| 0.00 | 0.00 | 0.00 | 0.00 | 0.00 | 0.00 | 0.00 |
| 0.00 | 0.00 | 0.00 | 0.00 | 0.00 | 0.00 | 0.00 |
| 0.00 | 0.00 | 0.00 | 0.00 | 0.00 | 0.00 | 0.00 |
| 0.00 | 0.00 | 0.00 | 0.00 | 0.00 | 0.00 | 0.00 |
| 0.00 | 0.00 | 0.00 | 0.00 | 0.00 | 0.00 | 0.00 |
| Err:508 | Err:508 | Err:508 | Err:508 | Err:508 | Err:508 | Err:508 |
| 0.00 | 0.00 | 0.00 | 0.00 | 0.00 | 0.00 | 0.00 |
| 0.00 | 0.00 | 0.00 | 0.00 | 0.00 | 0.00 | 0.00 |
| 0.00 | 0.00 | 0.00 | 0.00 | 0.00 | 0.00 | 0.00 |
| 0.00 | 0.00 | 0.00 | 0.00 | 0.00 | 0.00 | 0.00 |

| | | | | | | |
|---------|---------|---------|---------|---------|---------|---------|
| Err:508 | Err:508 | Err:508 | Err:508 | Err:508 | Err:508 | Err:508 |
| Err:508 | Err:508 | Err:508 | Err:508 | Err:508 | Err:508 | Err:508 |
| Err:508 | Err:508 | Err:508 | Err:508 | Err:508 | Err:508 | Err:508 |
| Err:508 | Err:508 | Err:508 | Err:508 | Err:508 | Err:508 | Err:508 |
| Err:508 | Err:508 | Err:508 | Err:508 | Err:508 | Err:508 | Err:508 |
| 0.00 | 0.00 | 0.00 | 0.00 | 0.00 | 0.00 | 0.00 |
| Err:508 | Err:508 | Err:508 | Err:508 | Err:508 | Err:508 | Err:508 |




| | | | | | | |
|---------|---------|---------|---------|---------|---------|---------|
| 0.00 | 0.00 | 0.00 | 0.00 | 0.00 | 0.00 | 0.00 |
| 0.00 | 0.00 | 0.00 | 0.00 | 0.00 | 0.00 | 0.00 |
| 0.00 | 0.00 | 0.00 | 0.00 | 0.00 | 0.00 | 0.00 |
| 0.00 | 0.00 | 0.00 | 0.00 | 0.00 | 0.00 | 0.00 |
| 0.00 | 0.00 | 0.00 | 0.00 | 0.00 | 0.00 | 0.00 |
| 0.00 | 0.00 | 0.00 | 0.00 | 0.00 | 0.00 | 0.00 |
| Err:508 | Err:508 | Err:508 | Err:508 | Err:508 | Err:508 | Err:508 |
| 0.00 | 0.00 | 0.00 | 0.00 | 0.00 | 0.00 | 0.00 |
| 0.00 | 0.00 | 0.00 | 0.00 | 0.00 | 0.00 | 0.00 |
| 0.00 | 0.00 | 0.00 | 0.00 | 0.00 | 0.00 | 0.00 |
| 0.00 | 0.00 | 0.00 | 0.00 | 0.00 | 0.00 | 0.00 |

| | | | | | | |
|---------|---------|---------|---------|---------|---------|---------|
| Err:508 | Err:508 | Err:508 | Err:508 | Err:508 | Err:508 | Err:508 |
| Err:508 | Err:508 | Err:508 | Err:508 | Err:508 | Err:508 | Err:508 |
| Err:508 | Err:508 | Err:508 | Err:508 | Err:508 | Err:508 | Err:508 |
| Err:508 | Err:508 | Err:508 | Err:508 | Err:508 | Err:508 | Err:508 |
| Err:508 | Err:508 | Err:508 | Err:508 | Err:508 | Err:508 | Err:508 |
| 0.00 | 0.00 | 0.00 | 0.00 | 0.00 | 0.00 | 0.00 |
| Err:508 | Err:508 | Err:508 | Err:508 | Err:508 | Err:508 | Err:508 |



| | | | | | | |
|---------|---------|---------|---------|---------|---------|---------|
| 0.00 | 0.00 | 0.00 | 0.00 | 0.00 | 0.00 | 0.00 |
| 0.00 | 0.00 | 0.00 | 0.00 | 0.00 | 0.00 | 0.00 |
| 0.00 | 0.00 | 0.00 | 0.00 | 0.00 | 0.00 | 0.00 |
| 0.00 | 0.00 | 0.00 | 0.00 | 0.00 | 0.00 | 0.00 |
| 0.00 | 0.00 | 0.00 | 0.00 | 0.00 | 0.00 | 0.00 |
| 0.00 | 0.00 | 0.00 | 0.00 | 0.00 | 0.00 | 0.00 |
| Err:508 | Err:508 | Err:508 | Err:508 | Err:508 | Err:508 | Err:508 |
| 0.00 | 0.00 | 0.00 | 0.00 | 0.00 | 0.00 | 0.00 |
| 0.00 | 0.00 | 0.00 | 0.00 | 0.00 | 0.00 | 0.00 |
| 0.00 | 0.00 | 0.00 | 0.00 | 0.00 | 0.00 | 0.00 |
| 0.00 | 0.00 | 0.00 | 0.00 | 0.00 | 0.00 | 0.00 |

| | | | | | | |
|---------|---------|---------|---------|---------|---------|---------|
| Err:508 | Err:508 | Err:508 | Err:508 | Err:508 | Err:508 | Err:508 |
| Err:508 | Err:508 | Err:508 | Err:508 | Err:508 | Err:508 | Err:508 |
| Err:508 | Err:508 | Err:508 | Err:508 | Err:508 | Err:508 | Err:508 |
| Err:508 | Err:508 | Err:508 | Err:508 | Err:508 | Err:508 | Err:508 |
| Err:508 | Err:508 | Err:508 | Err:508 | Err:508 | Err:508 | Err:508 |
| 0.00 | 0.00 | 0.00 | 0.00 | 0.00 | 0.00 | 0.00 |
| Err:508 | Err:508 | Err:508 | Err:508 | Err:508 | Err:508 | Err:508 |



| | | | | |
|---------|---------|---------|---------|---------|
| 0.00 | 0.00 | 0.00 | 0.00 | 0.00 |
| 0.00 | 0.00 | 0.00 | 0.00 | 0.00 |
| 0.00 | 0.00 | 0.00 | 0.00 | 0.00 |
| 0.00 | 0.00 | 0.00 | 0.00 | 0.00 |
| 0.00 | 0.00 | 0.00 | 0.00 | 0.00 |
| 0.00 | 0.00 | 0.00 | 0.00 | 0.00 |
| Err:508 | Err:508 | Err:508 | Err:508 | Err:508 |
| 0.00 | 0.00 | 0.00 | 0.00 | 0.00 |
| 0.00 | 0.00 | 0.00 | 0.00 | 0.00 |
| 0.00 | 0.00 | 0.00 | 0.00 | 0.00 |
| 0.00 | 0.00 | 0.00 | 0.00 | 0.00 |

| | | | | |
|---------|---------|---------|---------|---------|
| Err:508 | Err:508 | Err:508 | Err:508 | Err:508 |
| Err:508 | Err:508 | Err:508 | Err:508 | Err:508 |
| Err:508 | Err:508 | Err:508 | Err:508 | Err:508 |
| Err:508 | Err:508 | Err:508 | Err:508 | Err:508 |
| Err:508 | Err:508 | Err:508 | Err:508 | Err:508 |
| 0.00 | 0.00 | 0.00 | 0.00 | 0.00 |
| Err:508 | Err:508 | Err:508 | Err:508 | Err:508 |



State

Returns

State Tax

Fed Tax

Asset Worksheet

(000's)

Fixed Assets


| | |
|-----------------------|-------|
| Equipment | 10.00 |
| Automotive, trucks | 0.00 |
| Buildings | 0.00 |
| Fixtures | 0.00 |
| Machinery | 0.00 |
| Leashold improvements | 0.00 |

Total Fixed Assets 10.00

Intangible Assets

| | |
|----------|------|
| Goodwill | 0.00 |
| Other | 0.00 |
| Total | 0.00 |

Err:508 Err:508
Err:508 Err:508
Err:508 Err:508
Err:508 Err:508
Err:508 Err:508



INCOME STATE

(000's)

ement Variables

0.00%
5.00%
30.00%

| | <u>Year 1</u> | <u>Year 2</u> |
|---------------------------------|---------------|---------------|
| Revenue: | | |
| Gross Sales: | 1200.00 | 1200.00 |
| Less returns, discounts | Err:508 | Err:508 |
| Net Sales | Err:508 | Err:508 |
| Cost of Goods Sold: | | |
| Beginning inventory | 73.50 | Err:508 |
| Purchases | Err:508 | Err:508 |
| Freight | Err:508 | Err:508 |
| Total goods available | Err:508 | Err:508 |
| Ending inventory | Err:508 | Err:508 |
| Total Cost of Goods Sold | Err:508 | Err:508 |
| Gross Profit | Err:508 | Err:508 |
| Operating Expenses: | | |
| Selling Expenses | | |
| Advertising | 0.00 | 0.00 |
| Commissions | Err:508 | Err:508 |
| T & E | 0.00 | 0.00 |
| Total | Err:508 | Err:508 |
| Administrative | | |
| Salaries | 0.00 | 0.00 |
| Payroll | 0.00 | 0.00 |
| Withholding | 0.00 | 0.00 |
| Insurance | 0.00 | 0.00 |
| Total | 0.00 | 0.00 |
| General | | |
| Rent | 0.00 | 0.00 |
| Utilities | 0.00 | 0.00 |
| Telephone | 0.00 | 0.00 |
| Office Expenses | 0.00 | 0.00 |
| Vehicle Expenses | 0.00 | 0.00 |
| Office Supplies | 0.00 | 0.00 |
| Postage | 0.00 | 0.00 |

| | | |
|---------------------------------|----------------|----------------|
| Professionals | 0.00 | 0.00 |
| Research | 0.00 | 0.00 |
| Misc. | 0.00 | 0.00 |
| Total | 0.00 | 0.00 |
| Total Operating Expenses | Err:508 | Err:508 |
| Total Operating Income | Err:508 | Err:508 |
| State Taxes | Err:508 | Err:508 |
| Pretax Income | Err:508 | Err:508 |
| Federal Taxes | Err:508 | Err:508 |
| Net Income | Err:508 | Err:508 |

BALANCE SH

(000's)

My Company

Year 1 Year 2

ASSETS

| | | |
|-----------------------------|----------------|----------------|
| Cash | Err:508 | Err:508 |
| Accounts Receivable | Err:508 | Err:508 |
| Notes Receivable | 0.00 | 0.00 |
| Inventory | Err:508 | Err:508 |
| Total Current Assets | Err:508 | Err:508 |
| Equipment | 10.00 | 10.00 |
| Less: accum. deprec. | 0.00 | 0.00 |
| Net Fixed assets | 10.00 | 10.00 |
| Intangible Assets | 0.00 | 0.00 |
| Total Assets | Err:508 | Err:508 |

LIABILITIES

| | | |
|------------------|------|------|
| Accounts payable | 0.00 | 0.00 |
| Bank notes | 0.00 | 0.00 |

| | | |
|--|---------|---------|
| Notes payable | 0.00 | 0.00 |
| CPLTD | 0.00 | 0.00 |
| Total Current Liabilities | 0.00 | 0.00 |
| Total non-current liabilities | 0.00 | 0.00 |
| Total Liabilities | 0.00 | 0.00 |
| NET WORTH | | |
| Paid in Capital | Err:508 | Err:508 |
| Retained Earnings | Err:508 | Err:508 |
| Other | Err:508 | Err:508 |
| Total Net Worth | Err:508 | Err:508 |
| TOTAL LIABILITIES & NET WORTH | Err:508 | Err:508 |

RATIO ANALY

My Company

| | <u>Year 1</u> | <u>Year 2</u> |
|----------------------|---------------|---------------|
| Current Ratio | #N/A | #N/A |
| Acid Ratio | #N/A | #N/A |
| Debt Ratio | #N/A | #N/A |
| TIE | | |
| Inventory Turnover | Err:508 | Err:508 |
| Average Collection | | |
| Period | Err:508 | Err:508 |
| Total Asset Turnover | Err:508 | Err:508 |
| Gross Margin | Err:508 | Err:508 |
| Net Margin | Err:508 | Err:508 |
| Return on Assets | Err:508 | Err:508 |
| Return on Equity | Err:508 | Err:508 |

Off. Comp./Sales

Err:508 Err:508

**Dun & Bradst
Industry Noi**

Year 1

\$ %

| | | |
|----------------------|---------|---------|
| CASH | Err:508 | Err:508 |
| ACCOUNTS RECEIVABLE | Err:508 | Err:508 |
| NOTES RECEIVABLE | 0.00 | Err:508 |
| INVENTORY | Err:508 | Err:508 |
| OTHER CURRENT | | Err:508 |
| TOTAL CURRENT | Err:508 | Err:508 |
| FIXED ASSETS | 10.00 | Err:508 |
| OTHER NON-CURRENT | 0.00 | Err:508 |
| TOTAL ASSETS | Err:508 | 100.0 |
| ACCOUNTS PAYABLE | 0.00 | Err:508 |
| BANK LOANS | 0.00 | Err:508 |
| NOTES PAYABLE | 0.00 | Err:508 |
| OTHER CURRENT | 0.00 | Err:508 |
| TOTAL CURRENT | 0.00 | Err:508 |
| OTHER LONG TERM | 0.00 | Err:508 |
| DEFERRED CREDITS | | |
| NET WORTH | Err:508 | Err:508 |
| TOTAL LIAB&NET WORTH | Err:508 | 100.0 |
| NET SALES | Err:508 | 100.0 |
| GROSS PROFIT | Err:508 | Err:508 |
| NET PROFIT AFTER TAX | Err:508 | Err:508 |
| WORKING CAPITAL | Err:508 | Err:508 |
| RATIOS | | |
| SOLVENCY | | |
| QUICK RATIO (TIMES) | | #N/A |

| | |
|------------------------|---------|
| CURRENT RATIO (TIMES) | #N/A |
| CURR LIAB TO NW (%) | Err:508 |
| CURR LIAB TO INV (%) | Err:508 |
| TOTAL LIAB TO NW (%) | Err:508 |
| FIXED ASSETS TO NW (%) | Err:508 |

EFFICIENCY

| | |
|------------------------|---------|
| COLL PERIOD (DAYS) | Err:508 |
| SALES TO INV (TIMES) | Err:508 |
| ASSETS TO SALES (%) | Err:508 |
| SALES TO NWC (TIMES) | Err:508 |
| ACCTS PAY TO SALES (%) | Err:508 |

PROFITABILITY

| | |
|----------------------|---------|
| RETURN ON SALES (%) | Err:508 |
| RETURN ON ASSETS (%) | Err:508 |
| RETURN ON NW (%) | Err:508 |

MENT

| | | |
|------|------|------|
| #N/A | 0.00 | #N/A |
| #N/A | 0.00 | #N/A |
| #N/A | 0.00 | #N/A |
| #N/A | 0.00 | #N/A |

Err:508 Err:508 Err:508

Err:508 Err:508 Err:508
Err:508 Err:508 Err:508

Err:508 Err:508 Err:508
Err:508 Err:508 Err:508

Err:508 Err:508 Err:508

EET

7

Year 3

| % | | % |
|---------|---------|---------|
| Err:508 | Err:508 | Err:508 |
| Err:508 | Err:508 | Err:508 |
| #N/A | 0.00 | #N/A |
| Err:508 | Err:508 | Err:508 |

Err:508 Err:508 Err:508

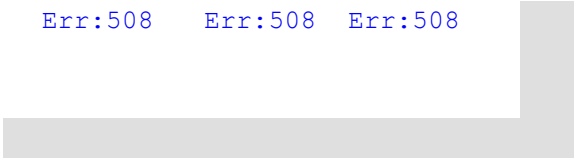
10.00
0.00

| | | |
|-------|-------|-------|
| 0.00% | 10.00 | 0.00% |
| #N/A | 0.00 | #N/A |

Err:508 Err:508 Err:508

| | | |
|------|------|------|
| #N/A | 0.00 | #N/A |
| #N/A | 0.00 | #N/A |

Err:508 Err:508 Err:508



tree
rms

| <u>Year 2</u> | | <u>Year 3</u> | |
|---------------|---------|---------------|---------|
| \$ | % | \$ | % |
| Err:508 | Err:508 | Err:508 | Err:508 |
| Err:508 | Err:508 | Err:508 | Err:508 |
| 0.00 | Err:508 | 0.00 | Err:508 |
| Err:508 | Err:508 | Err:508 | Err:508 |
| | Err:508 | | Err:508 |
| Err:508 | Err:508 | Err:508 | Err:508 |
| 10.00 | Err:508 | 10.00 | Err:508 |
| 0.00 | Err:508 | 0.00 | Err:508 |
| Err:508 | 100.0 | Err:508 | 100.0 |
| 0.00 | Err:508 | 0.00 | Err:508 |
| 0.00 | Err:508 | 0.00 | Err:508 |
| 0.00 | Err:508 | 0.00 | Err:508 |
| 0.00 | Err:508 | 0.00 | Err:508 |
| 0.00 | Err:508 | 0.00 | Err:508 |
| 0.00 | Err:508 | 0.00 | Err:508 |
| Err:508 | Err:508 | Err:508 | Err:508 |
| Err:508 | 100.0 | Err:508 | 100.0 |
| Err:508 | 100.0 | Err:508 | 100.0 |
| Err:508 | Err:508 | Err:508 | Err:508 |
| Err:508 | Err:508 | Err:508 | Err:508 |
| Err:508 | Err:508 | Err:508 | Err:508 |
| #N/A | | #N/A | |

| |
|-------------------------------|
| ASSETS |
| Cash & Equivalents |
| Trade Receivables - (net) |
| Inventory |
| All Other Current |
| Total Current |
| Fixed Assets (net) |
| All Other Non-Current |
| Total |
| LIABILITIES |
| Notes-Payable-Short Term |
| Cur. Mat.-L/T/D |
| Trade Payables |
| Income Taxes-Payable |
| All Other Current |
| Total Current |
| Long Term Debt |
| Deferred Taxes |
| All Other Non-Current |
| Total Liabilities & Net Worth |
| INCOME DATA |
| Net Sales |
| Gross Profit |
| Operating Expenses |
| Operating Profit |
| All Other Expenses (net) |
| Profit Before Taxes |
| RATIOS |
| Current |
| Quick |
| Sales/Receivables |
| Cost of Sales/Inventory |
| Cost of Sales/Payables |
| Sales/Working Capital |
| EBIT/Interest |
| Net Profit + Depr., Dep., |
| Amort./Cur. Mat. L/T/D |
| Fixed/Worth |

| | |
|---------|---------|
| #N/A | #N/A |
| Err:508 | Err:508 |
| Err:508 | Err:508 |
| Err:508 | Err:508 |
| Err:508 | Err:508 |

| | |
|---------|---------|
| Err:508 | Err:508 |
| Err:508 | Err:508 |
| Err:508 | Err:508 |
| Err:508 | Err:508 |
| Err:508 | Err:508 |

| | |
|---------|---------|
| Err:508 | Err:508 |
| Err:508 | Err:508 |
| Err:508 | Err:508 |

Debt/Worth
% Profit Before Taxes/
Tangible Net Worth
% Profit Before Taxes/
Total Assets
Sales/Net Fixed Assets
Sales/Total Assets
% Depr., Dep., Amort/Sales
% Officer's Comp./Sales

RMA is copyright Robert Morris Assoc

RMA

| <u>Year 1</u> | <u>Year 2</u> | <u>Year 3</u> |
|---------------|---------------|---------------|
| Err:508 | Err:508 | Err:508 |
| Err:508 | Err:508 | Err:508 |
| Err:508 | Err:508 | Err:508 |
| Err:508 | Err:508 | Err:508 |
| Err:508 | Err:508 | Err:508 |
| Err:508 | Err:508 | Err:508 |
| 100.0 | 100.0 | 100.0 |
| Err:508 | Err:508 | Err:508 |
| Err:508 | Err:508 | Err:508 |
| Err:508 | Err:508 | Err:508 |
| 0.0 | 0.0 | 0.0 |
| 0.0 | 0.0 | 0.0 |
| Err:508 | Err:508 | Err:508 |
| 0.0 | 0.0 | 0.0 |
| 0.0 | 0.0 | 0.0 |
| Err:508 | Err:508 | Err:508 |
| 100.0 | 100.0 | 100.0 |
| 100.0 | 100.0 | 100.0 |
| Err:508 | Err:508 | Err:508 |
| Err:508 | Err:508 | Err:508 |
| Err:508 | Err:508 | Err:508 |
| 0.0 | 0.0 | 0.0 |
| Err:508 | Err:508 | Err:508 |
| #N/A | #N/A | #N/A |
| #N/A | #N/A | #N/A |
| Err:508 | Err:508 | Err:508 |
| Err:508 | Err:508 | Err:508 |
| #N/A | #N/A | #N/A |
| Err:508 | Err:508 | Err:508 |
| 0.00 | 0.00 | 0.00 |
| 0.00 | 0.00 | 0.00 |
| Err:508 | Err:508 | Err:508 |

No. of Shares 100,000

Earnings

EPS

Outside Investors 30.00%

Initial Investment Err:508
Initial Price 1.00

Value of Investment Err:508

Err:508 Err:508 Err:508

Err:508 Err:508 Err:508

Err:508 Err:508 Err:508

#N/A #N/A #N/A

Err:508 Err:508 Err:508

0.00% 0.00% 0.00%

Err:508 Err:508 Err:508

iates

STOCK ANALYSIS

My Company

| <u>Year 1</u> | <u>Year 2</u> | <u>Year 3</u> |
|---------------|---------------|---------------|
| Err:508 | Err:508 | Err:508 |
| Err:508 | Err:508 | Err:508 |
| Err:508 | Err:508 | Err:508 |
| Err:508 | Err:508 | Err:508 |